

Institution: Daemen University (190725)

User ID: P1907256

Institution: Daemen University (190725)

## Part Selection

Completion of Part B (Enrollment of Students by Age) is optional this year.

Do you wish to complete Part B this year?

If you select 'Yes', you will be expected to complete the Part B screens.

If you select 'No', you will skip Part B.


Institution: Daemen University (190725)

### Part A - Fall Enrollment for Full-Time Undergraduate Students

Enrollment as of the institution's official fall reporting date or as of October 15, 2022

#### Full-time Undergraduate Students

##### Reporting Reminders:

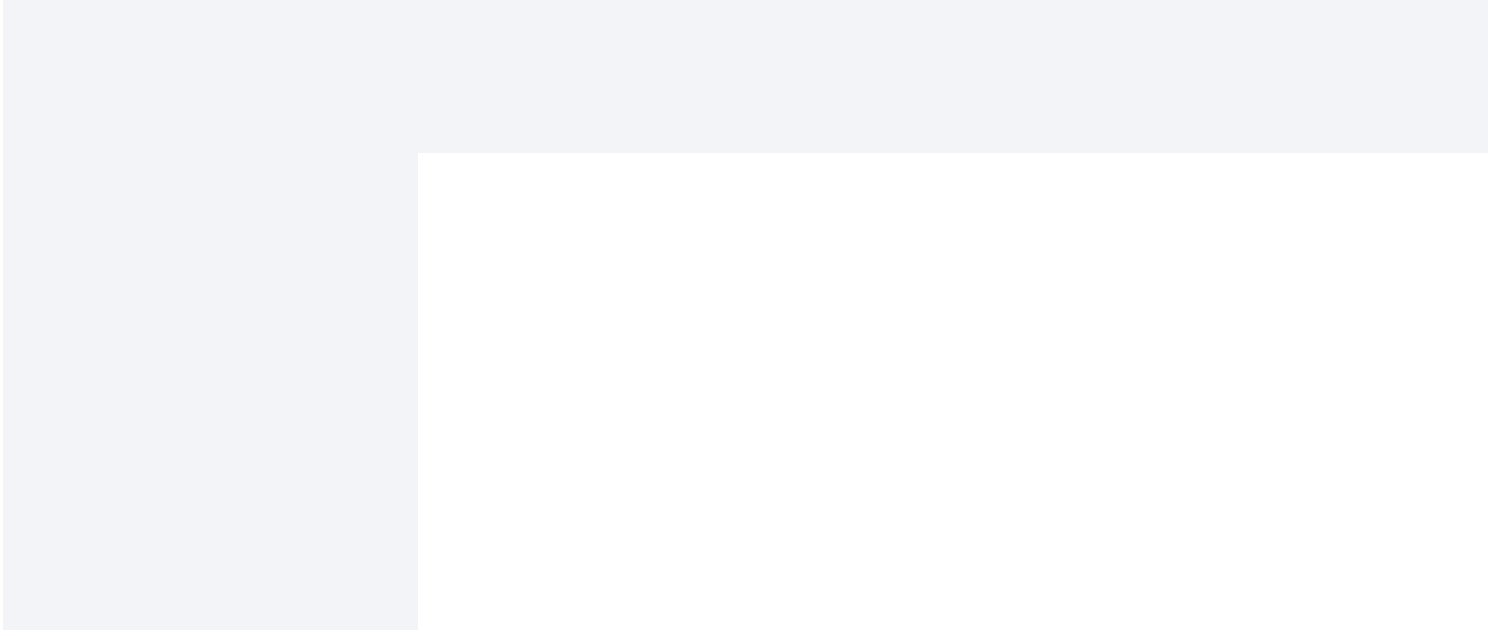
- Report Hispanic/Latino individuals of any race/ethnicity/Latino

	Race and Ethnicity			Total	Latino
	White	Hispanic or Latino			
		Hispanic or Latino	Other		

	Race and Ethnicity			Total	Latino
	White	Hispanic or Latino			
		Hispanic or Latino	Other		

[Large greyed-out content area]

--	--	--	--	--	--



Institution	2020-21				2021-22	2022-23	2023-24
	Total	By Program					
		Undergraduate	Graduate	Professional			

Institution	2020-21		2021-22		2022-23	
	Total	By Program	Total	By Program	Total	By Program



[Redacted text block]

[Redacted text block]

[Redacted text block]





Part A - Fall Enrollment for Part-time Undergradu








Institution: Daemen I  
 Part A - Fall Enr

Students: CIP CODE:52.0000

Enrollment as of the  
 CIP CODE: 52.0000 -

October 15, 2022  
 Support Services

Part-time undergraduate

- Report Hispanic
- Report race fo

Men

Enrolled for <u>credit</u>
<u>U.S. Nonresident</u>
<u>Hispanic/Latino</u>
<u>American Indian or Alaska</u>
<u>Asian</u>
<u>Black or African American</u>
<u>Native Hawaiian or other Pacific</u>
<u>White</u>
Two or more races
<u>Race and ethnicity</u>
Total men

<u>degree/certificate-seeking</u>		Non-degree/ non-certificate-seeking	Total, <u>part-time</u> <u>undergraduate</u> students
<u>Full-time</u>	Total degree/certificate-seeking		
<u>Continuing/Returning</u>			
<input type="text"/>	0	<input type="text"/>	0
<input type="text"/>	0	<input type="text"/>	0
<input type="text"/>	0	<input type="text"/>	0
<input type="text"/>	0	<input type="text"/>	0
<input type="text" value="2"/>	2	<input type="text"/>	2
<input type="text"/>	0	<input type="text"/>	0
<input type="text" value="4"/>	4	<input type="text"/>	4
<input type="text"/>	0	<input type="text"/>	0
<input type="text" value="1"/>	1	<input type="text"/>	1
	7	0	7

Women

Enrolled for <u>credit</u>
<u>U.S. Nonresident</u>
<u>Hispanic/Latino</u>

<u>degree/certificate-seeking</u>		Non-degree/ non-certificate-seeking	Total, <u>part-time</u> <u>undergraduate</u> students
<u>Full-time</u>	Total degree/certificate-seeking		
<u>Continuing/Returning</u>			
<input type="text"/>	0	<input type="text"/>	0

Institution: Daemen University (190725)

User ID: P1907256

## Part A - Fall Enrollment for Undergraduate Students Total

Enrollment as of the institution's official fall reporting date or as of October 15, 2022Undergraduate Students

## Men

Students enrolled for credit	Total full-time undergraduate students	Total part-time undergraduate students	Grand total, all undergraduate students
<u>U.S. Nonresident</u>	11	1	12
<u>Hispanic/Latino</u>	25	2	27
<u>American Indian or Alaska Native</u>	1	1	2
<u>Asian</u>	15	5	20
<u>Black or African American</u>	48	19	67
<u>Native Hawaiian or Other Pacific Islander</u>	0	0	0
<u>White</u>	282	31	313
Two or more races	4	0	4
<u>Race and ethnicity unknown</u>	6	3	9
Total men	392	62	454

## Women

Students enrolled for credit	Total full-time students	Total part-time students	Grand total, all students
<u>U.S. Nonresident</u>	5	0	5
<u>Hispanic/Latino</u>	62	8	70
<u>American Indian or Alaska Native</u>	5	4	9
<u>Asian</u>	51	4	55
<u>Black or African American</u>	105	36	141
<u>Native Hawaiian or Other Pacific Islander</u>	0	0	0
<u>White</u>	913	97	1,010
Two or more races	24	1	25
<u>Race and ethnicity unknown</u>	11	2	13
Total women	1,176	152	1,328
Grand Total (men+women)	1,568	214	1,782

University (190725)

User ID: P1907256

### Report for Graduate Students

Institution's official fall reporting date or as of October 15, 2022

Reminder:






Part A)A




Institution: Daemen University (190725)

User ID: P1907256

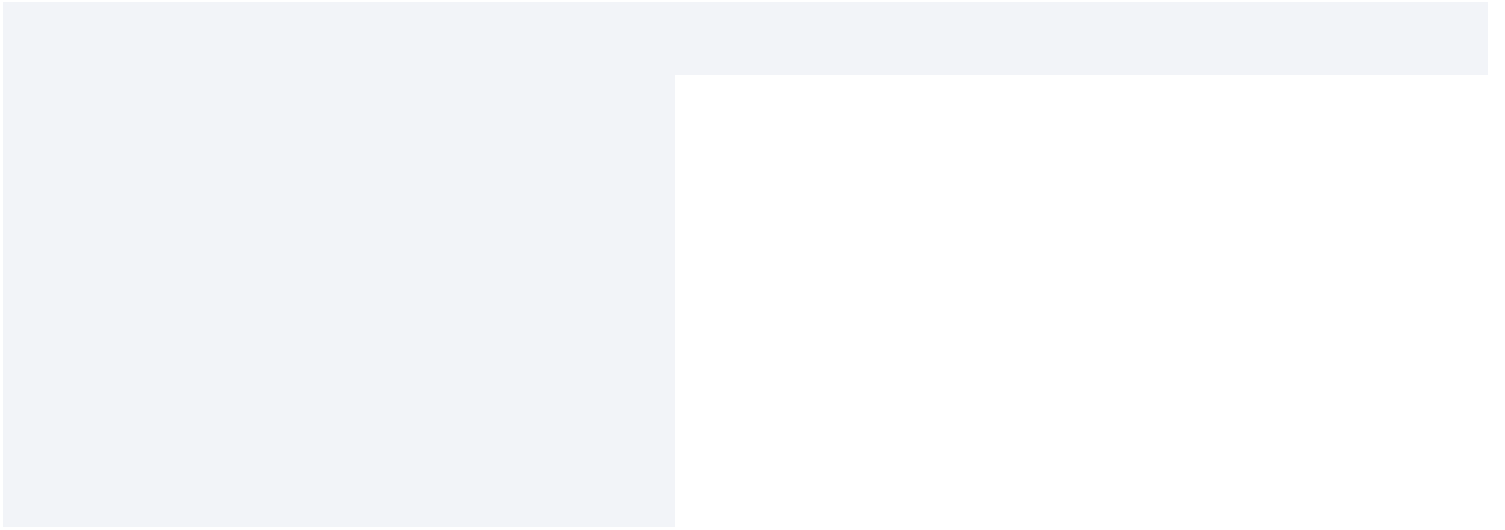

Part A - Fall Enrollment for Graduate Students: CIP CODE:27.0000

Enrollment as of the institution's o\_cial fall reporting date or as of Octoi O

--	--	--	--




[Large greyed-out area containing redacted content]













Institution: Daemen University (190725)

User ID: P1907256

### Part A - Fall Enrollment by Distance Education Status

Of those studentsa

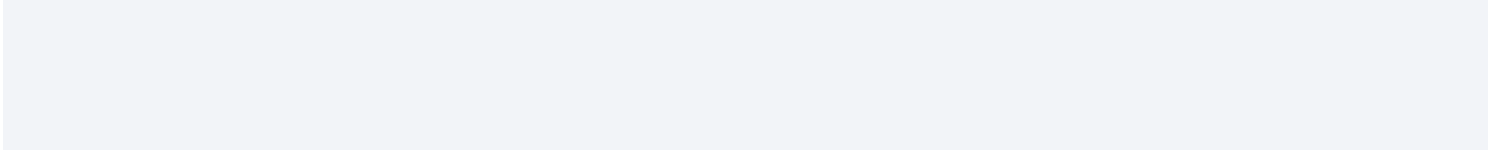
Institution: Daemen University (190725)

User ID: P1907256

Part C - Screening Question

Did any of your first-time degree/c \_\_\_\_\_





Institution: Daemen University (190725)

User ID: P1907256

### Part C - Residence of First-time Undergraduates

Enrollment as of the institution's official fall reporting date or as of October 15, 2022

Enter at least one zero, where applst-h hsi(190725) pop 001Z

Institution: Daemen University (190725)

User ID: P1907256

## Part D - Total Undergraduate Entering Class

Total Undergraduate Entering Class, Fall 2022

D1	Total full-time, first-time degree/certificate-seeking <u>undergraduates</u> from Part A (GR <u>cohort</u> )	358
D2	Total <u>first-time</u> degree/certificate-seeking undergraduates (full-time + part-time) from Part A	358
D3	Total <u>transfer-in (non-first-time entering)</u> , degree/certificate-seeking undergraduates (full-time + part-time) from Part A	290
D4	Total <u>non-degree/non-certificate-seeking</u> undergraduates (full-time + part-time) from Part A	100
D5	Of the total non-degree/non-certificate-seeking undergraduates displayed on line D4, the number that are new to the institution in Fall 2022	<input type="text"/>



Institution: Daemen University (190725)

User ID: P1907256

Part E - First-time Bachelor's Cohort Retention Rates (Full-time)

Re \_\_\_\_\_





Institution: Daemen University (190725)

User ID: P1907256

Prepared by

Reporting Reminders:

- The purpose of the preparation is to

Institution: Daemen University (190725)

### Summary

Fall Enrollment Survey Summary

IPEDS collects important information regarding your institution. All data reported in IPEDS survey components become





--	--

Percent of graduate students who are female	81%
Percent of graduate students who are full-time	71%

Institution: Daemen