

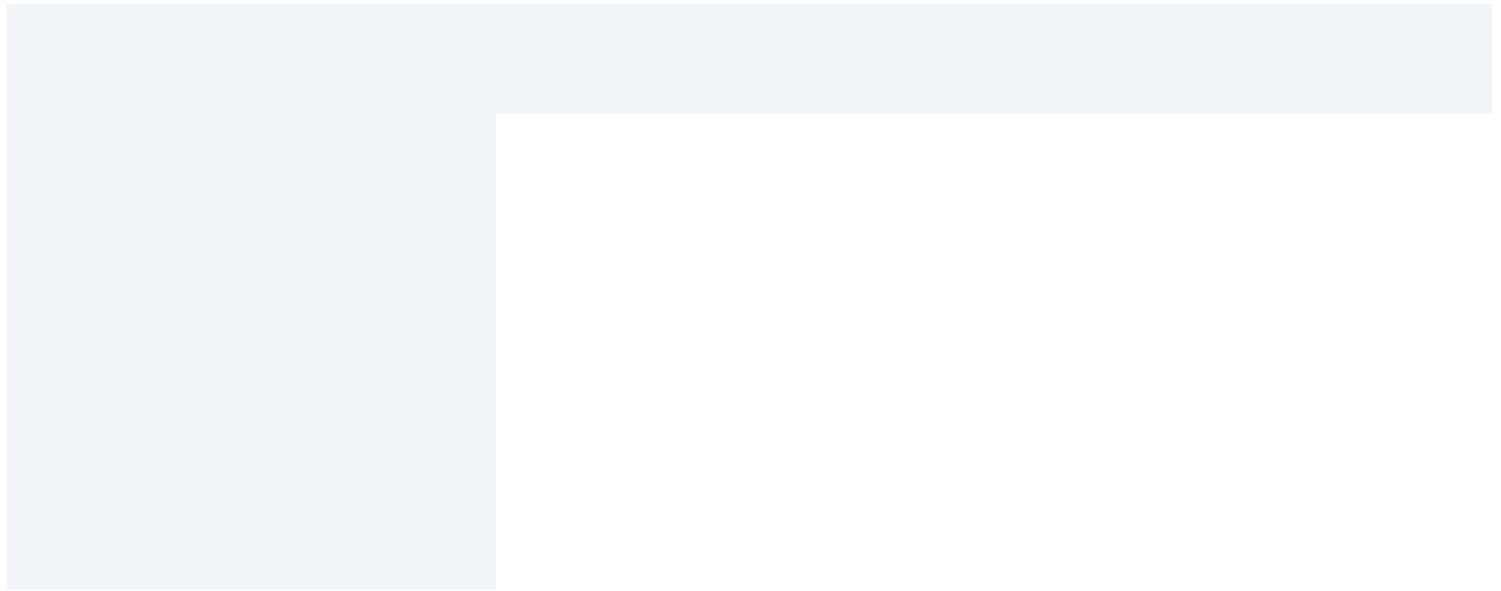









Part A1 - Full-time Instructional Staff by Academic Rank and Tenure Statu













Institution: Daemen University (190725)

### Part A 3 - Full-time Instructional Staff - Totals

Total number of Full-time Instructional Ss®

Institution: Daemen University (190725)

User ID: P1907256

Part B1 - Full-time Non-instructional Staff by Occupational Category

Number of Full-time Non-instructional Staff by Occupational Category

As of November 1, 2022

- Report Hispanic/Latino individuals of any race as Hispanic/Latino
- Report race for non-Hispanic/Latino individuals only

Men

Race/ethnicity	Archivists, Curators, and Museum Technicians 25-4010	Librarians and Media Collections Specialists 25-4020	Library Technicians 25-4030	Student and Academic Affairs and Other Education Services Occupations 25-2000 + 25-3000 + 25-9000
U.S. Nonresident	<input type="text"/>	<input type="text"/>	<input type="text"/>	<input type="text"/>
Hispanic/Latino	<input type="text"/>	<input type="text"/>	<input type="text"/>	<input type="text"/>
American Indian or Alaska Native	<input type="text"/>	<input type="text"/>	<input type="text"/>	<input type="text"/>
Asian	<input type="text"/>	<input type="text"/>	<input type="text"/>	<input type="text"/>
Black or African American	<input type="text"/>	<input type="text"/>	<input type="text"/>	<input type="text"/>
Native Hawaiian or Other Pacific Islander	<input type="text"/>	<input type="text"/>	<input type="text"/>	<input type="text"/>
White	<input type="text"/>	<input type="text" value="2"/>	<input type="text"/>	<input type="text"/>
Two or more races				







Total (men+women)	25	0	62	8	3	369
Total from prior year	28		61	7	3	366



Institution: Daemen University (190725)

Part



Institution: Daemen University (190725)

Part G1 - Salaries Worksheet

Number of Full-time Instructional Staff For Calculation of Total Number of Months

Annual Salary, 2022-23

- Report the number of instructional staff based on the number of months to be worked
- Months reported should correspond with the number of months that staff worked (which may differ from the number of months over which they are paid)
- Include ONLY full-time instructional staff
- Include instructional staff *with* faculty status and *without* faculty status
- Include instructional staff regardless of tenure status

Men

Gender and academic rank	Months worked					Total Staff	Total staff for salary reporting
	12 months	11 months	10 months	9 months	< 9 months		







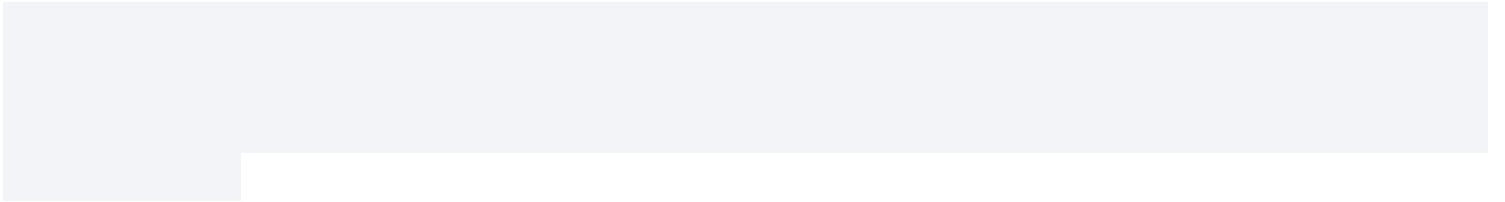
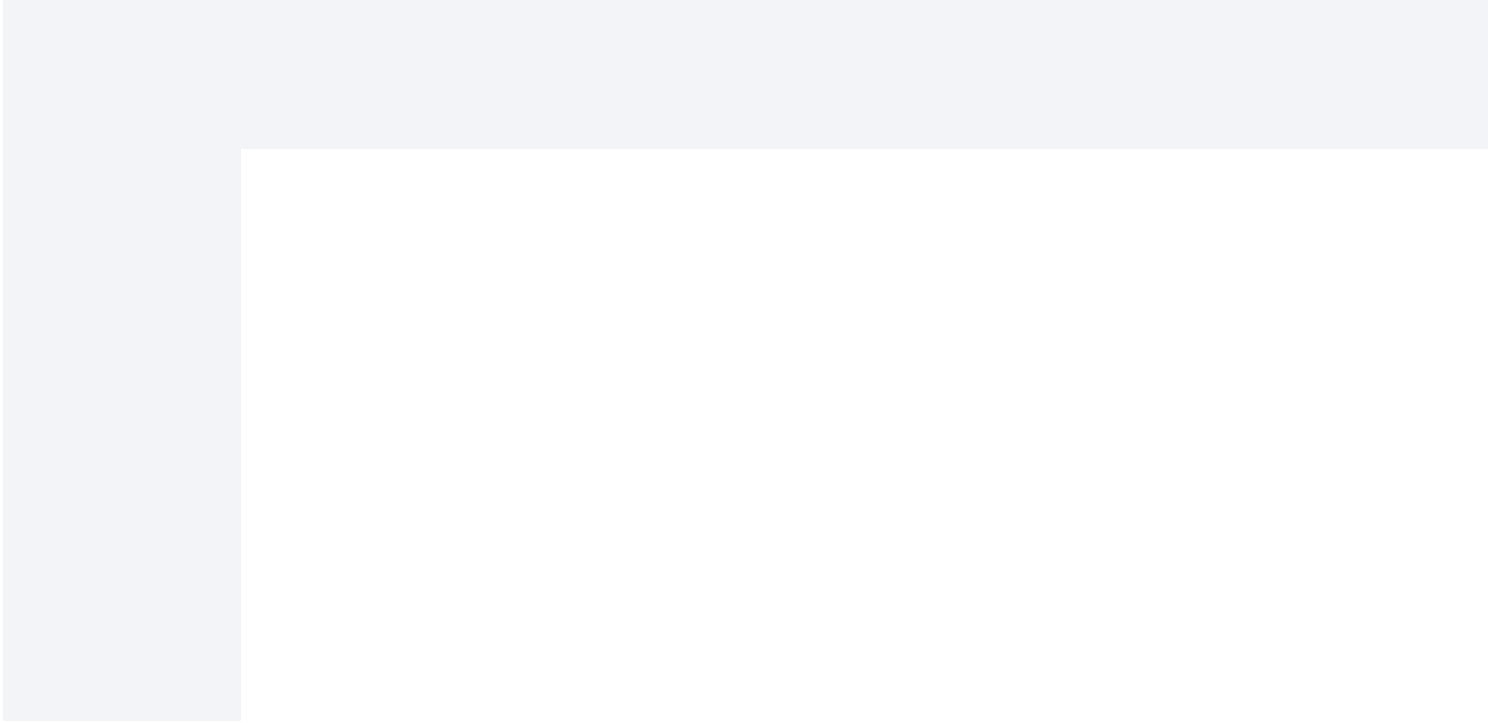


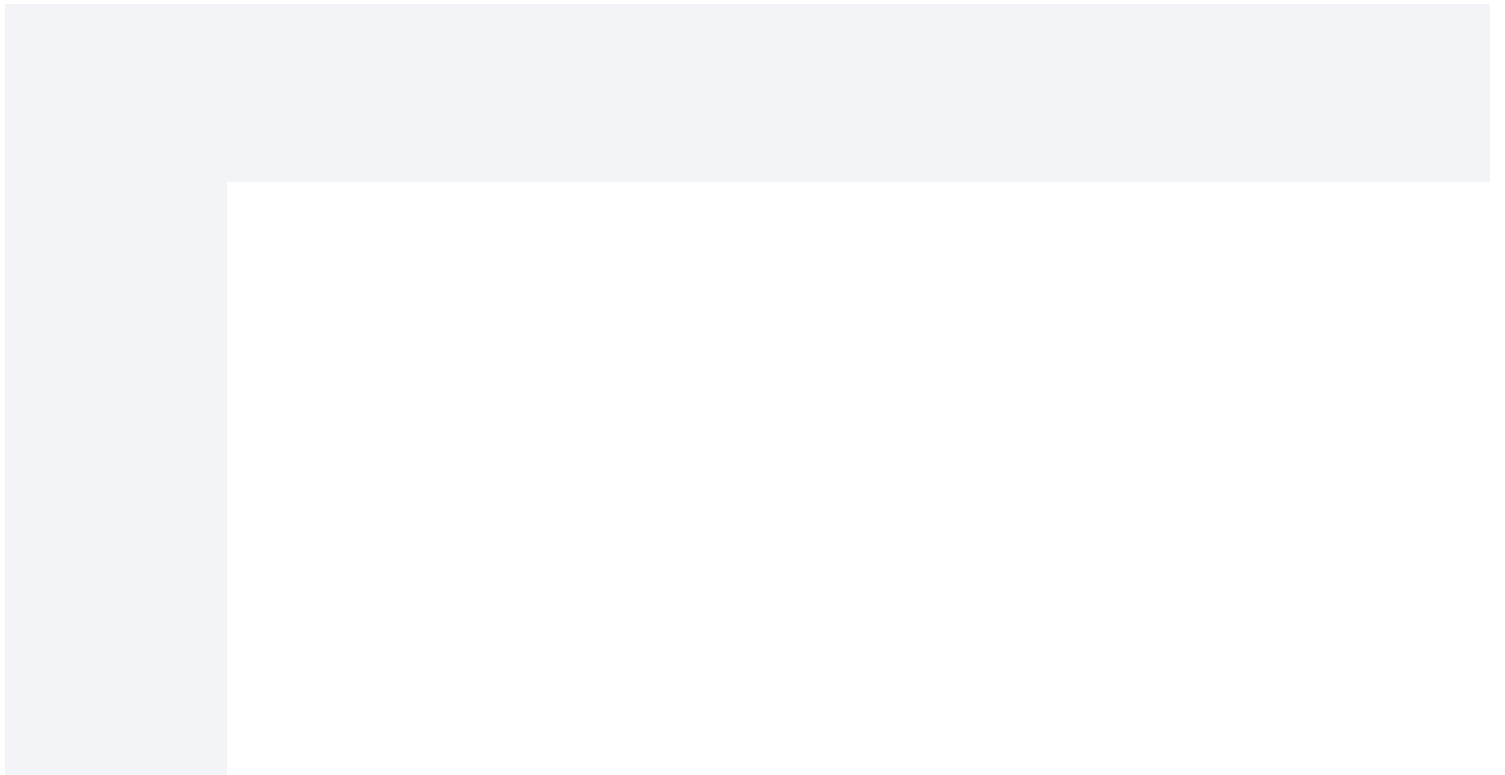
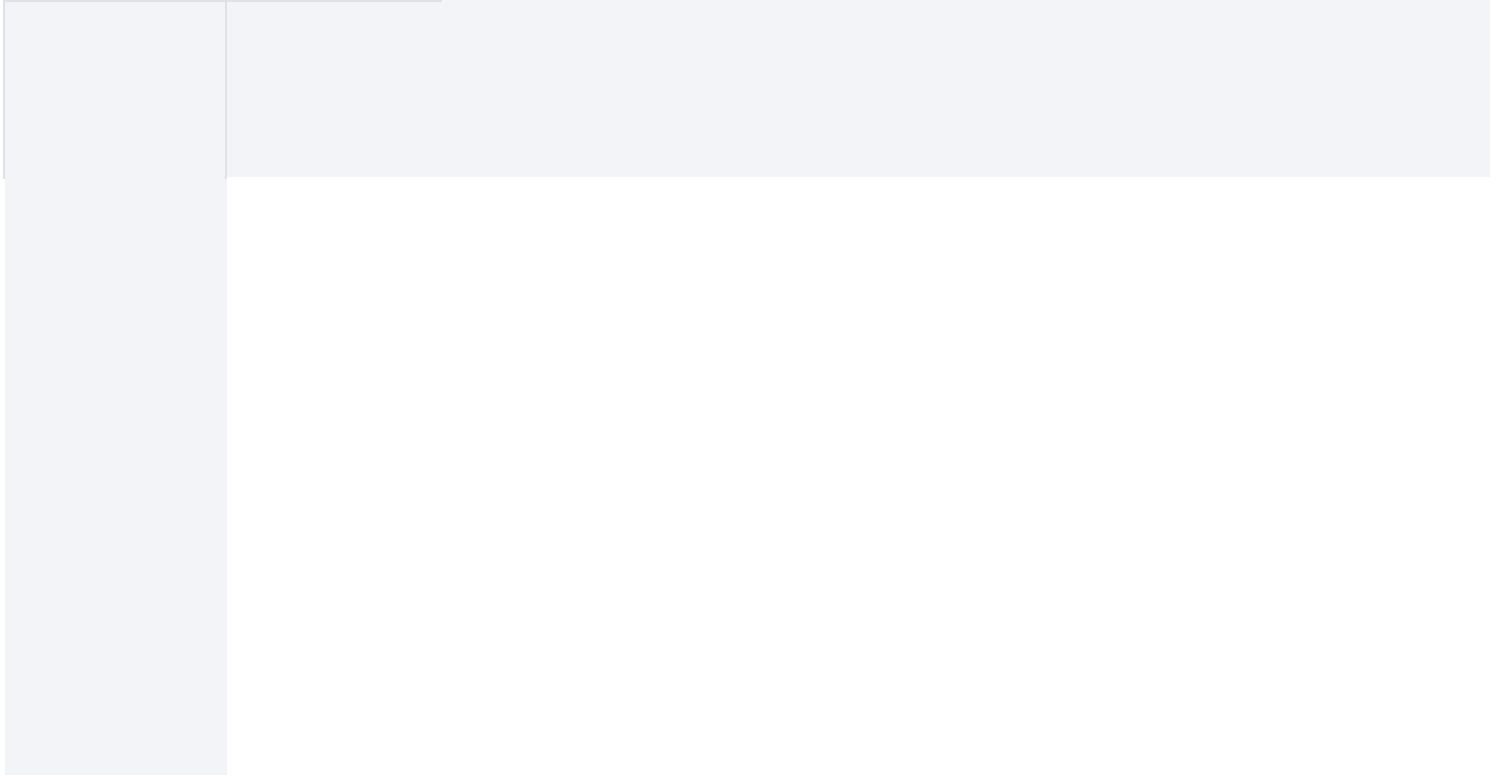

Institution: Daemen University (190725)

Part D - Part-time Staff by Occupational Category

Number of employees










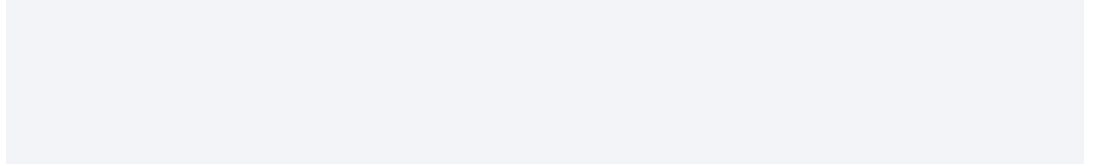
Total (men+women)	2	0	13	0	3	166
Total from prior year	4		18		3	190







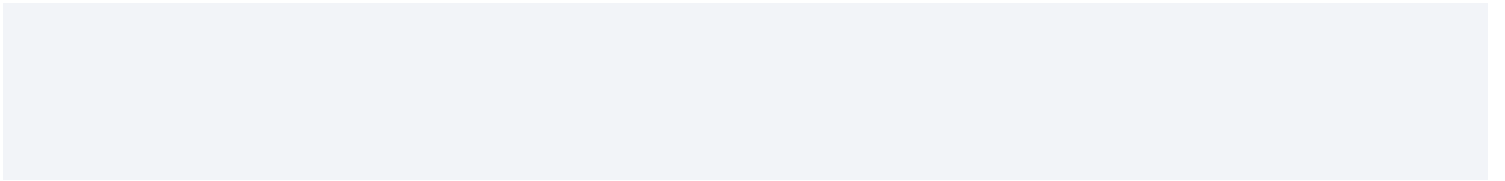

	Teaching 25-9044		0
	Research		0
	Other 11-0000, 13-0000, 15-0000, 17-0000, 19-0000, 21-0000, 23-0000, 27-0000, 25-4000, 25-4010, 25-4020, 25-4030, 25-2000, 25-3000, 25-9000, 29-0000		16
Total			182











Total (men+women)	5	0	13	2	0	60
-------------------	---	---	----	---	---	----

Institution: Daemen University (190725)

User ID: P1907256

### Human Resources Survey Evaluation

Were any staff members difficult to categorize? If so, please explain in the box below.

There were not categories for no gender.

Institution: Daemen University (190725)

Prepared by

Prepared by

Reporting Reminders:

- The name of tThe R





--